



The University of Vermont STEM Initiative

A Presentation to the House Institutions Committee
January 27, 20162992

Tom Sullivan, President

The Project



Three Facility Complex: Selected Renovation of Votey Hall – 40,000 gsf
New Discovery Building – 113,000 gsf
New Innovation Building – 78,000 gsf
231,000 Total gsf

Departments Included: Chemistry, Computer Science, Mathematics and
Statistics, Physics, School of Engineering

Project Cost: \$104M; 75% debt, 25% non-debt

Planning Timeline: Nov 2012 – May 2015

Construction Timeline: May 2015 – June 2018

UVM's Economic Impact in Vermont

OTC Performance By Fiscal Year	FY11	FY12	FY13	FY14	FY15
New Invention Disclosures	33	49	29	46	39
US Provisional Application filings	17	18	20	6	15
US Non-Provisional Application filings	10	11	13	13	7
PCT Application filings	1	7	9	11	3
Foreign Application filings	6	2	0	2	7
New US Patents Granted	14(3)	7(3)	10	13	7
Options & Licenses executed	6	7	3	2	6
Spin-Off Companies formed	2	1	3	0	4
Gross Revenue (Royalties + Patent Expense Reimbursement)	\$431,176.40	\$418,048.04	\$439,101.78	\$526,921.00	\$630,270.00

OTC Portfolio Snapshot	FY11	FY12	FY13	FY14	FY15
Running Total of US Patents Issued	109	116	133	146	153
Running Total of Licenses in Force	43	45	44	46	47
Total No. of Companies created since 2000	13	14	17	17	21
Total No. of Companies in which UVM holds equity	13	13	14	14	15




freeman french freeman




ELLENZWEIG




Construction Completed – June 2018



Exterior - West View



Exterior – East View



Interior View – Innovation Building, 3rd Floor Physics Active Learning Classroom



Interior View – Discovery Building, 2nd Floor Teaching Lab and Corridor



Interior View – Votey Hall First Floor



Questions and Discussion

